

UP MSME 1-Connect

PROJECT REPORT

PROJECT:

ROOFTOP FARMING BUSINESS

PROJECT REPORT

Of

ROOFTOP FARMING BUSINESS

PURPOSE OF THE DOCUMENT

This particular pre-feasibility is regarding **Rooftop Farming business**.

The objective of the pre-feasibility report is primarily to facilitate potential entrepreneurs in project identification for investment and in order to serve his objective; the document covers various aspects of the project concept development, start-up, marketing, finance and management.

[We can modify the project capacity and project cost as per your requirement. We can also prepare project report on any subject as per your requirement.]

Portable Farming System:


It is a simple “do it yourself” farming system that can be directly placed on the rooftop/kitchen garden/empty plot/farmhouse to grow fresh organic vegetables.

Advantages of Portable Farming System



PORTABLE SYSTEM

Containers are UV-protected, leak-proof and foldable. The frame has a CKD design that can be easily assembled and dissembled.



HIGH PLANT DENSITY

Optimal Row*Row and Plant*Plant distance ensures good growth of plants in a limited space.



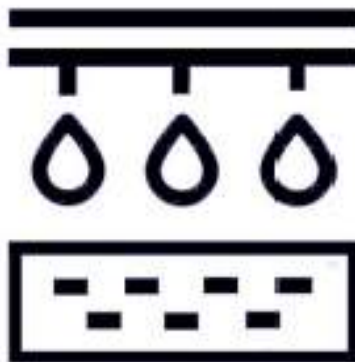
UNIQUE ORGANIC MEDIUM

Consists of a substrate that ensures porosity, neutral pH and optimal moisture in the root zone.



SUB-SURFACE DRAINAGE SYSTEM

Ensures the drainage of every single drop of extra water from the system.



INLINE IRRIGATION SYSTEM

Has in-built filters to ensure that the drip lines don't get clogged for a long time and also has inline drippers that do not get choked easily because of scaling.

It consists of the following unique components:

- Organic soil-less medium
- UV-Protected and leak proof HDPE container
- A Modular MS frame
- A Green net that allows 50% sunlight to go through
- An In line drip irrigation system
- A sub surface drainage system



Green Walls:

Green walls (also known as plant walls, living walls or vertical gardens) have become a rising new trend of built environments in recent years. Incorporating living nature into urban environments not only looks much more inviting, but also has a number of other benefits and purposes.

Green walls are vertical structures that have different types of plants or other greenery attached to them. The greenery is often planted in a growth medium consisting of soil, stone, or water. Because the walls have living plants in them, they usually feature built-in irrigation systems.

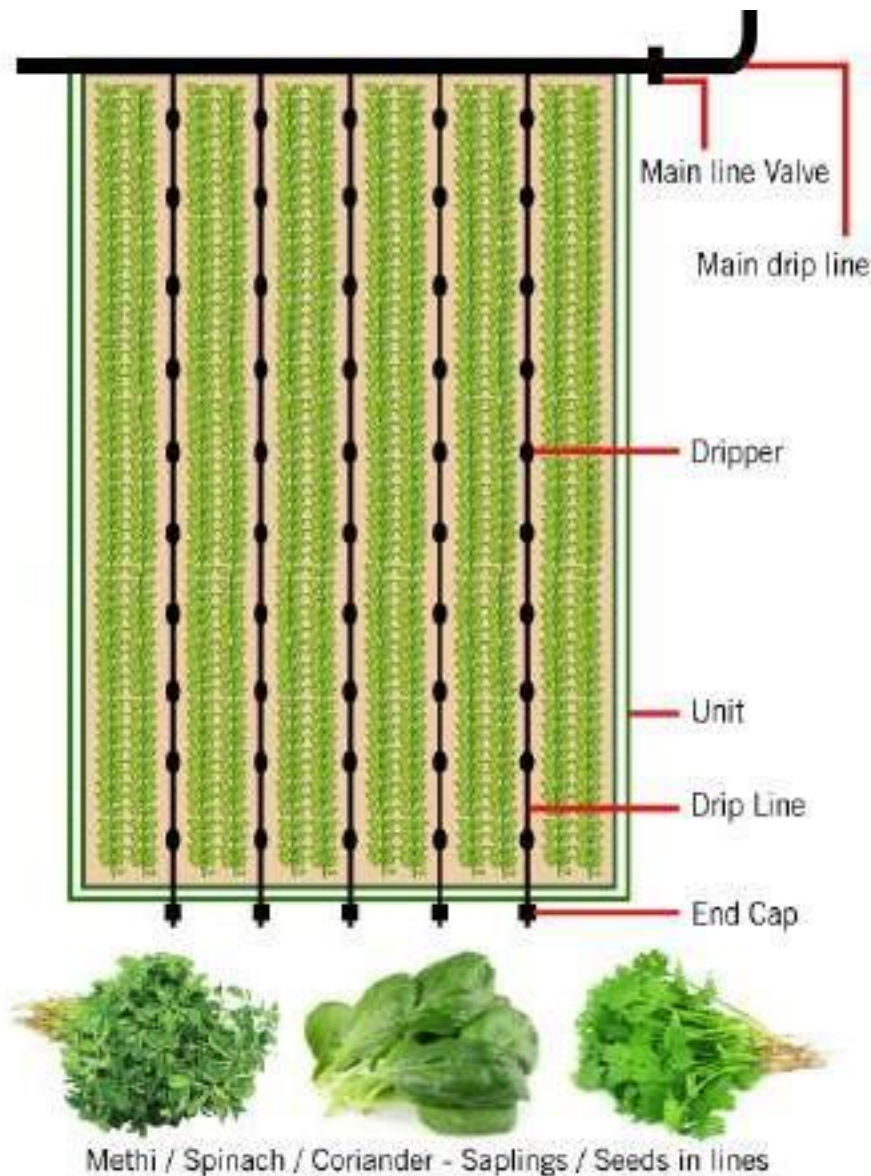


Technical Aspect:

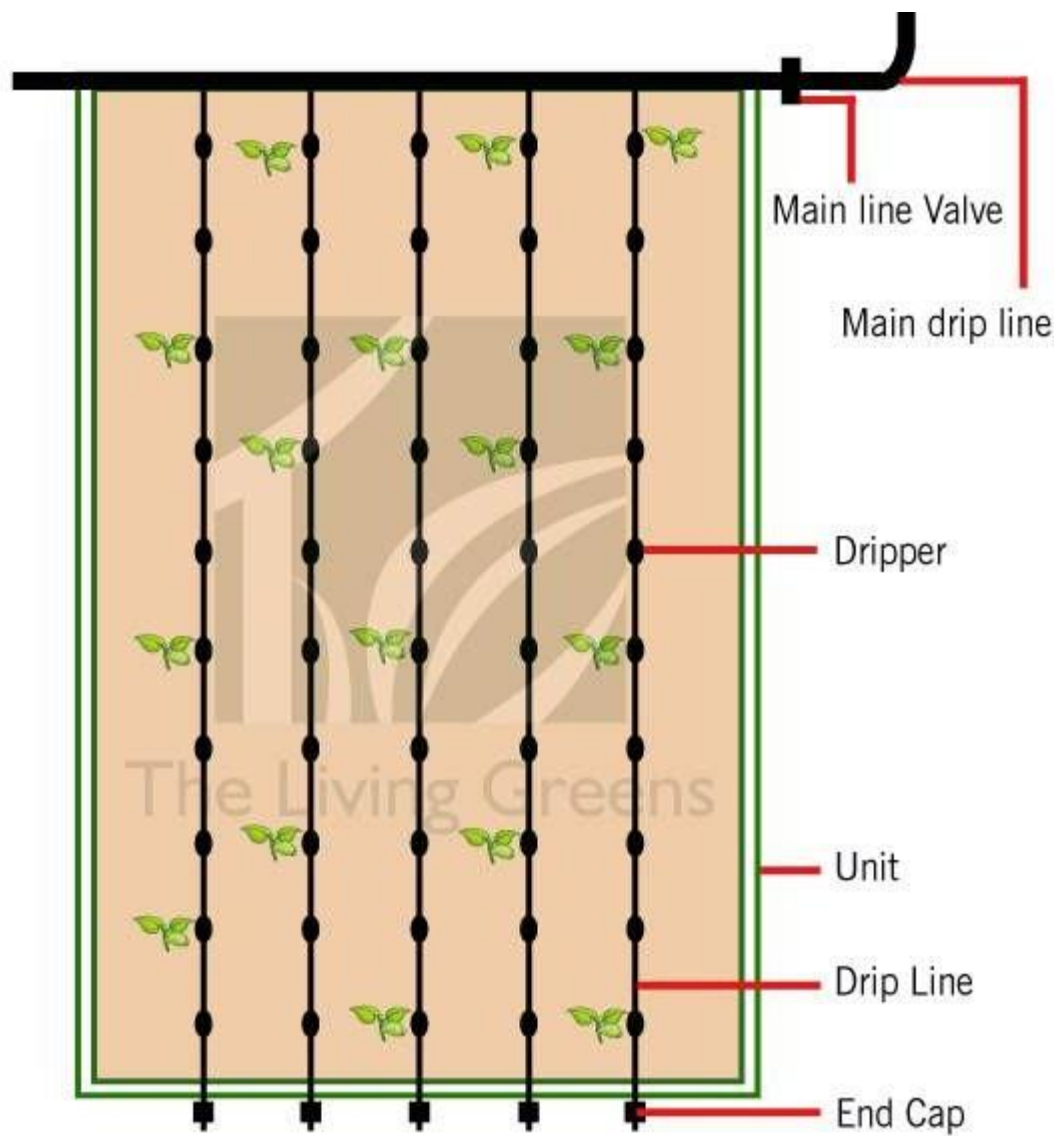
Portable rooftop farming system helps in increasing the number of plants/unit area. It helps to grow the crops like Lettuce, Broccoli, Cabbage, Cauliflower, Tomato, Brinjal etc.

Vegetable Sowing Technical Specification Crop wise:

*Methi/Spinach/Coriander

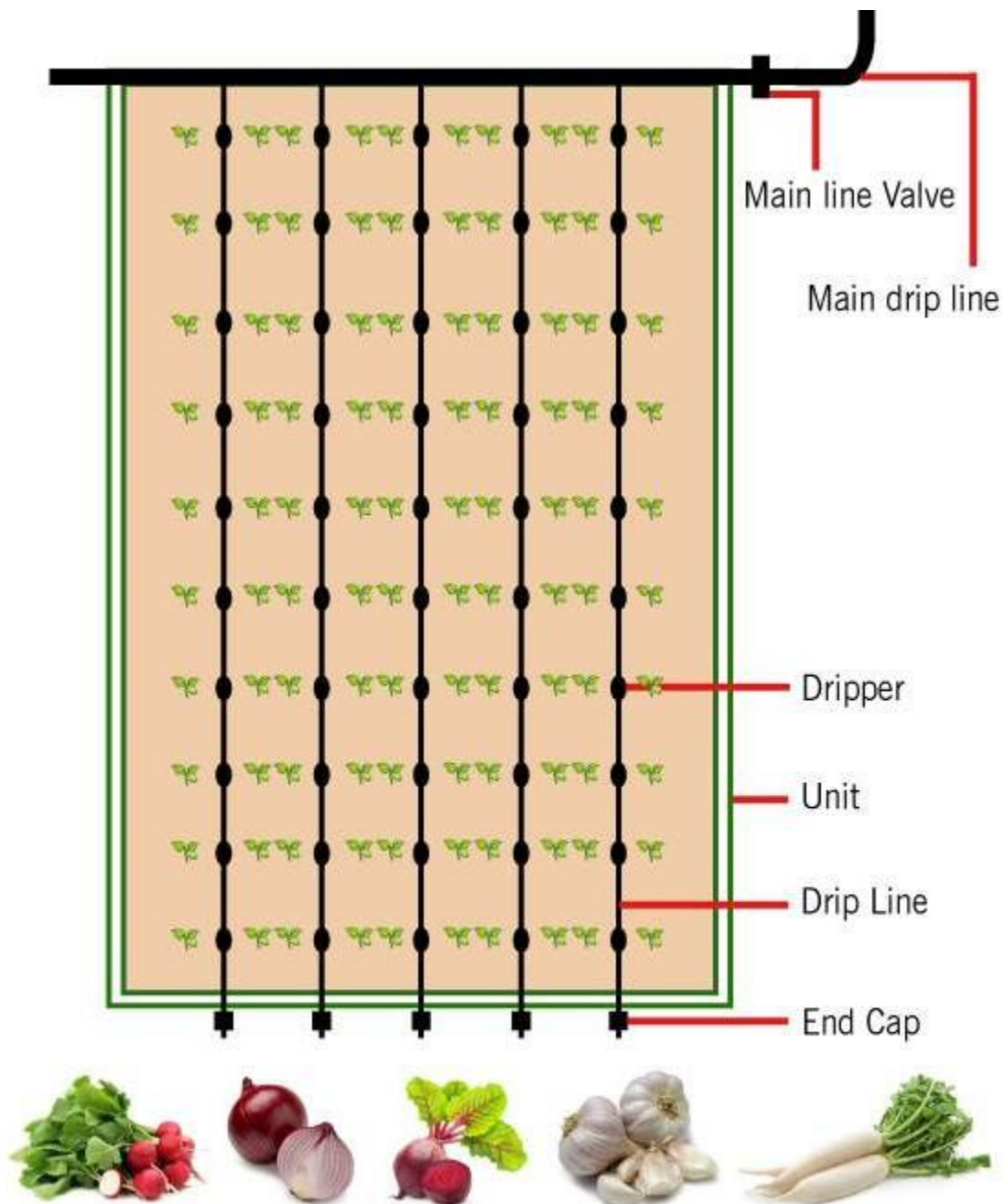


*Brinjal/Bitter Gourd/Muskmelon



Brinjal / Bitter Gourd / Muskmelon - 16 Saplings / Seeds each

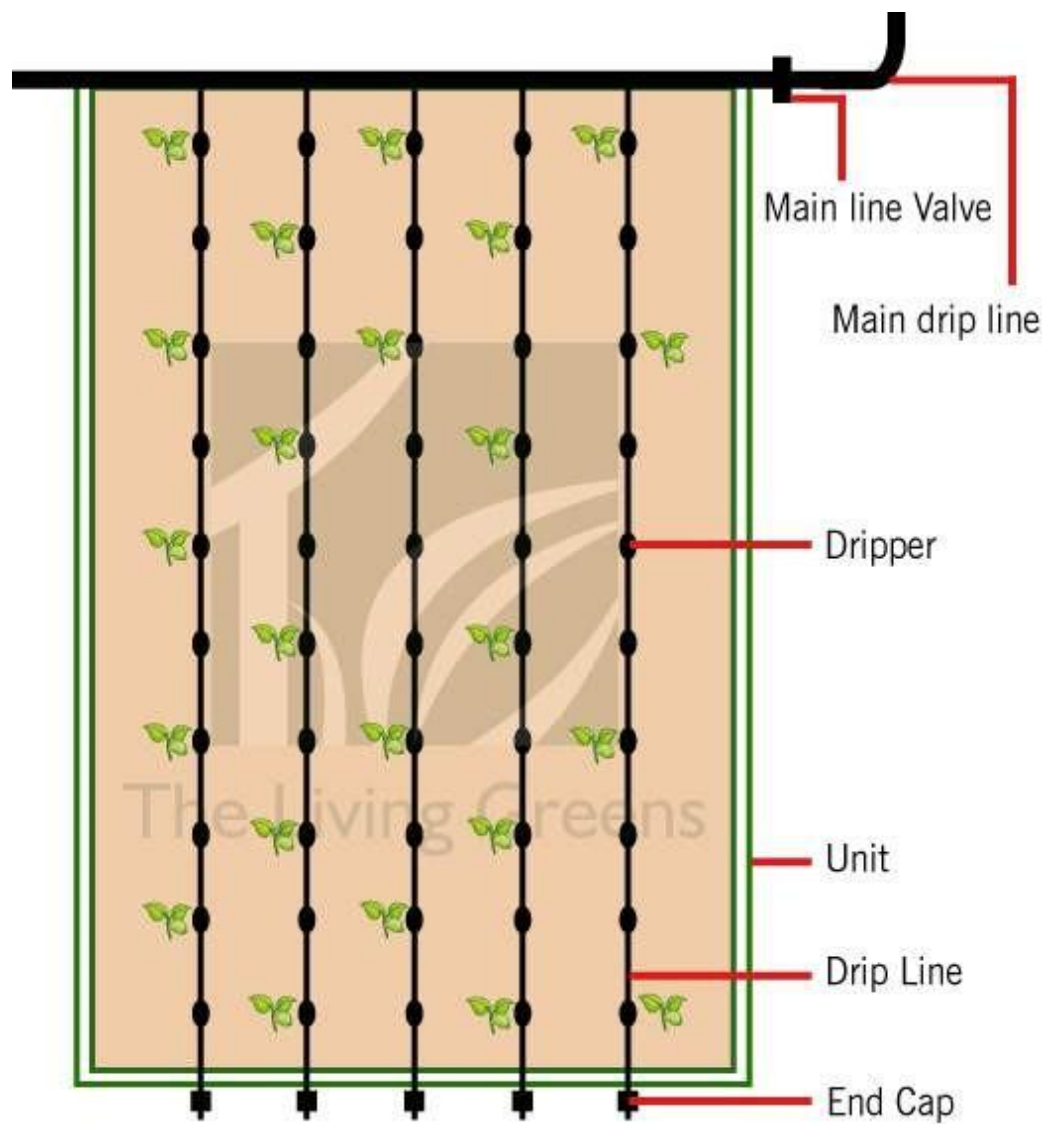
*Red Reddish/Onion/Beet Root/Raddish



Red Raddish / Onion / Beet root / Garlic / Raddish - 100 Saplings / Seeds each

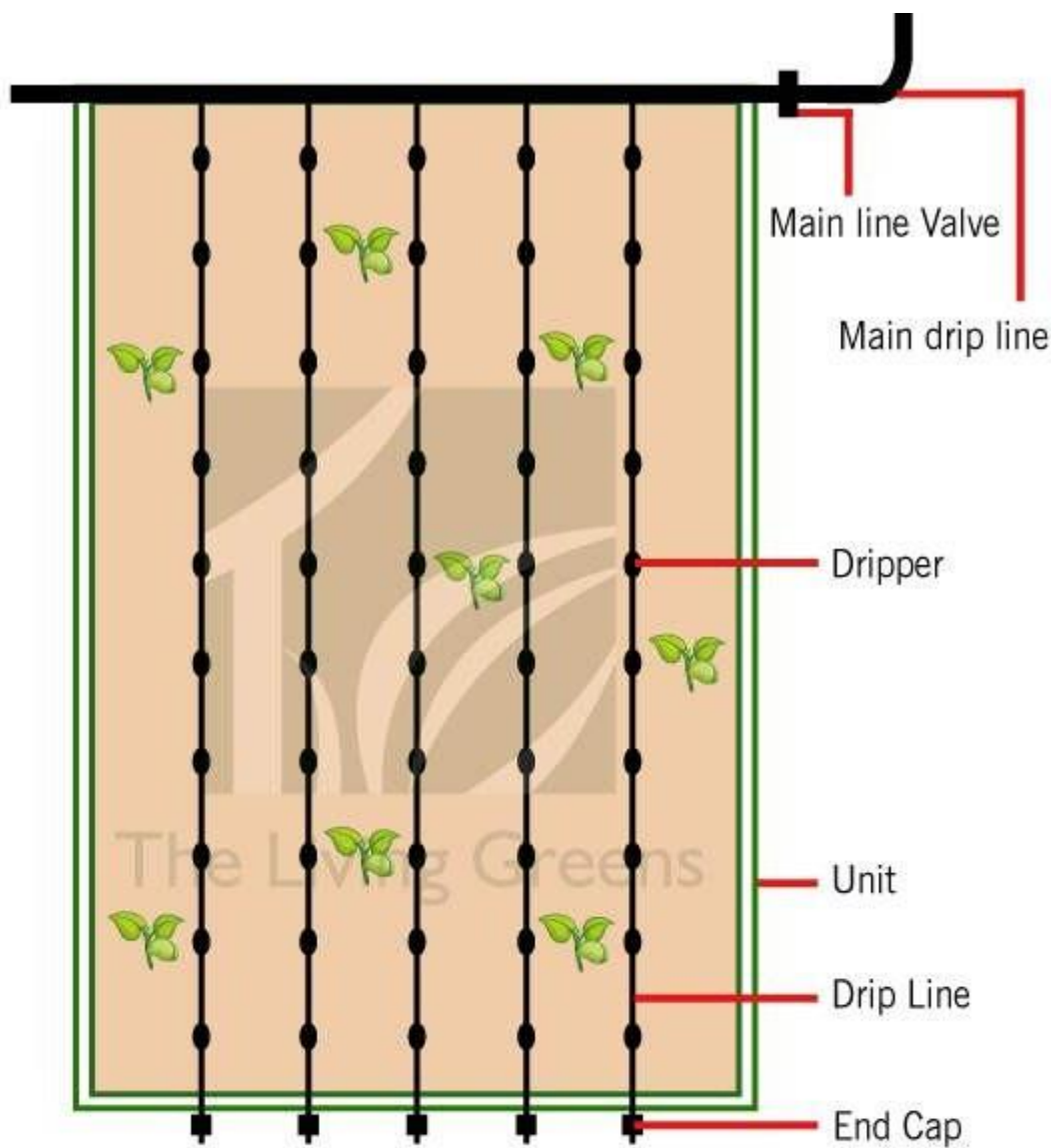
Note:- Seeds / Saplings should be 4 inches away from the dripper

*Kakdi/Cucumber



Kakdi / Cucumber - 24 Saplings / Seeds each

*Pumpkin/Bottom Gourd/Ridge Gourd



Pumpkin / Bottle Gourd / Ridge Gourd - 8 Saplings / Seeds each

Crop Sowing/Harvesting Calender:

Summer sowing/Harvesting Calender

| Veg | Jan | Jan | feb | feb | mar | mar | apr | apr | may | may | jun | jun | jul | jul | aug | aug | sept | sept | oct | oct | nov | nov | dec | dec |
|----------------------|-----|-----|-----|-----|-----|-----|-----|-----|-----|-----|-----|-----|-----|-----|-----|-----|------|------|-----|-----|-----|-----|-----|-----|
| Lauki (sowing) | | | | | | | | | | | | | | | | | | | | | | | | |
| Lauki (Harvest) | | | | | | | | | | | | | | | | | | | | | | | | |
| Turai (sowing) | | | | | | | | | | | | | | | | | | | | | | | | |
| Turai (Harvest) | | | | | | | | | | | | | | | | | | | | | | | | |
| Karela (Sowing) | | | | | | | | | | | | | | | | | | | | | | | | |
| Karela (Harvest) | | | | | | | | | | | | | | | | | | | | | | | | |
| Bhindi (Sowing) | | | | | | | | | | | | | | | | | | | | | | | | |
| Bhindi (Harvest) | | | | | | | | | | | | | | | | | | | | | | | | |
| Guar (Sowing) | | | | | | | | | | | | | | | | | | | | | | | | |
| Guar (Harvest) | | | | | | | | | | | | | | | | | | | | | | | | |
| muskmelon (Sowing) | | | | | | | | | | | | | | | | | | | | | | | | |
| muskmelon (Harvest) | | | | | | | | | | | | | | | | | | | | | | | | |
| Kheera (Sowing) | | | | | | | | | | | | | | | | | | | | | | | | |
| Kheera (Harvest) | | | | | | | | | | | | | | | | | | | | | | | | |
| Cowpea (Sowing) | | | | | | | | | | | | | | | | | | | | | | | | |
| Cowpea (Harvest) | | | | | | | | | | | | | | | | | | | | | | | | |
| Brinjal (Sowing) | | | | | | | | | | | | | | | | | | | | | | | | |
| Brinjal (Harvest) | | | | | | | | | | | | | | | | | | | | | | | | |
| pumpkin (sowing) | | | | | | | | | | | | | | | | | | | | | | | | |
| pumpkin (harvest) | | | | | | | | | | | | | | | | | | | | | | | | |
| Sweet Corn (sowing) | | | | | | | | | | | | | | | | | | | | | | | | |
| Sweet Corn (Harvest) | | | | | | | | | | | | | | | | | | | | | | | | |
| Chilly (Sowing) | | | | | | | | | | | | | | | | | | | | | | | | |
| Chilly (Harvest) | | | | | | | | | | | | | | | | | | | | | | | | |
| Sem Beans (Sowing) | | | | | | | | | | | | | | | | | | | | | | | | |
| Sem Beans (Harvest) | | | | | | | | | | | | | | | | | | | | | | | | |
| Kakdi (Sowing) | | | | | | | | | | | | | | | | | | | | | | | | |
| Kakdi (Harvest) | | | | | | | | | | | | | | | | | | | | | | | | |



Winter Sowing/Harvesting Calender

| Veg | Jan | Jan | feb | feb | mar | mar | apr | apr | may | may | jun | jun | jul | jul | aug | aug | sept | sept | oct | oct | nov | nov | dec | dec |
|-------------------------|-----|-----|-----|-----|-----|-----|-----|-----|-----|-----|-----|-----|-----|-----|-----|-----|------|------|-----|-----|-----|-----|-----|-----|
| Cabbage (sowing) | | | | | | | | | | | | | | | | | | | | | | | | |
| Cabbage (harvest) | | | | | | | | | | | | | | | | | | | | | | | | |
| Cauliflower (sowing) | | | | | | | | | | | | | | | | | | | | | | | | |
| Cauliflower (harvest) | | | | | | | | | | | | | | | | | | | | | | | | |
| knol khol (sowing) | | | | | | | | | | | | | | | | | | | | | | | | |
| knol khol (harvest) | | | | | | | | | | | | | | | | | | | | | | | | |
| broccoli (sowing) | | | | | | | | | | | | | | | | | | | | | | | | |
| broccoli (harvest) | | | | | | | | | | | | | | | | | | | | | | | | |
| tomato (sowing) | | | | | | | | | | | | | | | | | | | | | | | | |
| tomato (harvest) | | | | | | | | | | | | | | | | | | | | | | | | |
| cherry tomato (sowing) | | | | | | | | | | | | | | | | | | | | | | | | |
| cherry tomato (harvest) | | | | | | | | | | | | | | | | | | | | | | | | |
| capsicum (sowing) | | | | | | | | | | | | | | | | | | | | | | | | |
| capsicum (harvest) | | | | | | | | | | | | | | | | | | | | | | | | |
| radish (sowing) | | | | | | | | | | | | | | | | | | | | | | | | |
| radish (harvest) | | | | | | | | | | | | | | | | | | | | | | | | |
| red radish (sowing) | | | | | | | | | | | | | | | | | | | | | | | | |
| red radish (harvest) | | | | | | | | | | | | | | | | | | | | | | | | |
| beet root (sowing) | | | | | | | | | | | | | | | | | | | | | | | | |
| beet root (harvest) | | | | | | | | | | | | | | | | | | | | | | | | |
| Potato (sowing) | | | | | | | | | | | | | | | | | | | | | | | | |
| Potato (harvest) | | | | | | | | | | | | | | | | | | | | | | | | |
| palak (sowing) | | | | | | | | | | | | | | | | | | | | | | | | |
| palak (harvest) | | | | | | | | | | | | | | | | | | | | | | | | |
| dhania (sowing) | | | | | | | | | | | | | | | | | | | | | | | | |
| dhania (harvest) | | | | | | | | | | | | | | | | | | | | | | | | |
| methi (sowing) | | | | | | | | | | | | | | | | | | | | | | | | |
| methi (harvest) | | | | | | | | | | | | | | | | | | | | | | | | |
| lettuce (sowing) | | | | | | | | | | | | | | | | | | | | | | | | |
| lettuce (harvest) | | | | | | | | | | | | | | | | | | | | | | | | |
| strowberry (sowing) | | | | | | | | | | | | | | | | | | | | | | | | |
| strowberry (harvest) | | | | | | | | | | | | | | | | | | | | | | | | |
| red cabbage(sowing) | | | | | | | | | | | | | | | | | | | | | | | | |
| red cabbage(harvest) | | | | | | | | | | | | | | | | | | | | | | | | |



SUMMARY OF THE PROPOSAL

NAME OF THE FIRM : **XXXX**

NAME OF PROMOTER : XXXX

CONSTITUTION : XXXX

ADDRESS : XXXX

LINE OF ACTIVITY : Portable Oragnic Rooftop Farming System

FACILITY REQUIRED : Working Capital Limit of Rs. 10.00 Lacs

FINANCIAL INDICATORS

| PARTICULARS | Y1 | Y2 | Y3 | Y4 | Y5 |
|---------------------------|--------------|--------------|--------------|--------------|--------------|
| TURNOVER | 27.00 | 54.00 | 59.40 | 65.34 | 79.06 |
| GROSS PROFIT | 6.45 | 13.84 | 15.20 | 16.70 | 20.10 |
| G.P. RATIO | 23.9% | 25.6% | 25.6% | 25.6% | 25.4% |
| NET PROFIT | 2.48 | 6.78 | 7.60 | 8.49 | 10.47 |
| PAT/SALES RATIO | 9.2% | 12.6% | 12.8% | 13.0% | 13.2% |
| CURRENT RATIO | 1.37 | 1.69 | 2.02 | 2.31 | 2.57 |
| TOTAL NET WORTH | 5.98 | 10.76 | 15.36 | 19.85 | 24.23 |
| TOTAL OUTSIDE LIABILITIES | 12.30 | 13.95 | 14.10 | 14.55 | 15.01 |
| TOL/TNW | 2.06 | 1.30 | 0.92 | 0.73 | 0.62 |

PROJECTED BALANCE SHEET

| PARTICULARS | Y1 Proj | Y2 Proj | Y3 Proj | Y4 Proj | Y5 Proj | Y6 Proj |
|-----------------------------------|--------------------|--------------------|--------------------|--------------------|--------------------|--------------------|
| <u>SOURCES OF FUND</u> | | | | | | |
| Capital | - | 5.98 | 10.76 | 15.36 | 19.85 | 24.23 |
| Add : Addition | 5.00 | - | - | - | | - |
| Add : Net Profit | 2.48 | 6.78 | 7.60 | 8.49 | 9.39 | 10.47 |
| | 7.48 | 12.76 | 18.36 | 23.85 | 29.23 | 34.70 |
| Less : Drawings | 1.50 | 2.00 | 3.00 | 4.00 | 5.00 | 6.00 |
| | 5.98 | 10.76 | 15.36 | 19.85 | 24.23 | 28.70 |
| Working Capital Loan | 10.00 | 10.00 | 10.00 | 10.00 | 10.00 | 10.00 |
| Sundry Creditors | 1.80 | 3.40 | 3.49 | 3.89 | 4.28 | 4.70 |
| Expenses Payable | 0.50 | 0.55 | 0.61 | 0.67 | 0.73 | 0.81 |
| TOTAL : | 18.27 | 24.71 | 29.45 | 34.40 | 39.24 | 44.21 |
| <u>APPLICATION OF FUND</u> | | | | | | |
| Gross Fixed Assets | 1.50 | 1.50 | 1.50 | 1.50 | 1.50 | 1.50 |
| Less: Accumulated Depreciation | 0.11 | 0.32 | 0.50 | 0.65 | 0.78 | 0.88 |
| Net Fixed Assets | 1.39 | 1.18 | 1.00 | 0.85 | 0.72 | 0.62 |
| Sundry Debtors | 2.35 | 4.92 | 5.41 | 5.95 | 6.54 | 7.20 |
| Stock (Finished Goods) | 3.85 | 7.29 | 7.48 | 8.33 | 9.16 | 10.08 |
| Cash and Bank | 7.68 | 8.03 | 11.93 | 15.27 | 18.42 | 21.49 |
| Advances | 3.00 | 3.30 | 3.63 | 3.99 | 4.39 | 4.83 |
| TOTAL : | 18.27 | 24.71 | 29.45 | 34.40 | 39.24 | 44.21 |
| | - | - | - | - | - | - |

PROJECTED PROFITABILITY STATEMENT

| PARTICULARS | Y1 Proj | Y2 Proj | Y3 Proj | Y4 Proj | Y5 Proj | Y6 Proj |
|--------------------------------|--------------|--------------|--------------|--------------|--------------|--------------|
| <u>A) SALES</u> | | | | | | |
| Gross Sales | 27.00 | 54.00 | 59.40 | 65.34 | 71.87 | 79.06 |
| Other income | 1.25 | 5.00 | 5.50 | 6.05 | 6.66 | 7.32 |
| Total (A) | 28.25 | 59.00 | 64.90 | 71.39 | 78.53 | 86.38 |
| B) COST OF SALES | | | | | | |
| Purchases | 25.65 | 48.60 | 49.90 | 55.54 | 61.09 | 67.20 |
| Add: Opening Stock | - | 3.85 | 7.29 | 7.48 | 8.33 | 9.16 |
| Less: Closing Stock | 3.85 | 7.29 | 7.48 | 8.33 | 9.16 | 10.08 |
| Cost of Sales (B) | 21.80 | 45.16 | 49.70 | 54.69 | 60.26 | 66.29 |
| C) GROSS PROFIT (A-B) | 6.45 | 13.84 | 15.20 | 16.70 | 18.27 | 20.10 |
| G.P. Ratio | 22.82% | 23.46% | 23.42% | 23.39% | 23.26% | 23.26% |
| D) Interest on Working Capital | 1.10 | 1.10 | 1.10 | 1.10 | 1.10 | 1.10 |
| E) Salary | 0.50 | 1.25 | 1.38 | 1.51 | 1.66 | 1.83 |
| F) Selling & Adm Exp. | 2.26 | 4.50 | 4.95 | 5.45 | 5.99 | 6.59 |
| G) Depreciation | 0.11 | 0.21 | 0.18 | 0.15 | 0.13 | 0.11 |
| TOTAL | 3.97 | 7.06 | 7.60 | 8.21 | 8.88 | 9.63 |
| H NET PROFIT | 2.48 | 6.78 | 7.60 | 8.49 | 9.39 | 10.47 |
| N.P. Ratio | 8.76% | 11.50% | 11.70% | 11.89% | 11.95% | 12.12% |
| L: Depreciation Add Back | 0.11 | 0.21 | 0.18 | 0.15 | 0.13 | 0.11 |
| M: Net Cash Accruals | 2.59 | 6.99 | 7.77 | 8.64 | 9.52 | 10.58 |

PROJECTED CASH FLOW STATEMENT

| PARTICULARS | Y1 Proj | Y2 Proj | Y3 Proj | Y4 Proj | Y5 Proj | Y6 Proj |
|------------------------------------|--------------------|--------------------|--------------------|--------------------|--------------------|--------------------|
| <u>SOURCES OF FUND</u> | | | | | | |
| Increase in Capital | 5.00 | - | - | - | - | - |
| Net Profit | 2.48 | 6.78 | 7.60 | 8.49 | 9.39 | 10.47 |
| Depreciation & Exp. W/off | 0.11 | 0.21 | 0.18 | 0.15 | 0.13 | 0.11 |
| Increase in Working Capital Loan | 10.00 | - | - | - | - | - |
| Increase In S. Creditors | 1.80 | 1.61 | 0.09 | 0.40 | 0.39 | 0.43 |
| Increase in Expenses Payable | 0.50 | 0.05 | 0.06 | 0.06 | 0.07 | 0.07 |
| TOTAL : | 19.88 | 8.65 | 7.92 | 9.10 | 9.97 | 11.08 |
| <u>APPLICATION OF FUND</u> | | | | | | |
| Increase in Fixed Assets | 1.50 | - | - | - | - | - |
| Increase in Stock (Finished Goods) | 3.85 | 3.44 | 0.19 | 0.85 | 0.83 | 0.92 |
| Increase in Debtors | 2.35 | 2.56 | 0.49 | 0.54 | 0.59 | 0.65 |
| Increase in Advances | 3.00 | 0.30 | 0.33 | 0.36 | 0.40 | 0.44 |
| Drawings | 1.50 | 2.00 | 3.00 | 4.00 | 5.00 | 6.00 |
| TOTAL : | 12.20 | 8.31 | 4.02 | 5.75 | 6.83 | 8.01 |
| Opening Cash & Bank Balance | - | 7.68 | 8.03 | 11.93 | 15.27 | 18.42 |
| Add : Surplus | 7.68 | 0.34 | 3.90 | 3.35 | 3.14 | 3.07 |
| Closing Cash & Bank Balance | 7.68 | 8.03 | 11.93 | 15.27 | 18.42 | 21.49 |

REVENUE CALCULATION

| | |
|---------------------------------|---------------------|
| Cost of 1 Portable Farming unit | 15,000.00 |
| No.of Units installed/month | 30 |
| Revenue realized per month | 450,000.00 |
| Total Annual realization | <u>5,400,000.00</u> |

WORKING CAPITAL REQUIREMENT

| | | |
|------------------------------|---|----------------------------|
| A) Initial purchase of Stock | = | 542,000.00 |
| B) Franchisee Fees | = | 200,000.00 |
| B) Pre-operative Expenses | = | 100,000.00 |
| C) Marketing Expenses | = | 720,000.00 |
| | | <u>1,562,000.00</u> |
| Less: Margin(30%) | | 468,600.00 |
| Working Capital Requirement | | 1,093,400.00 |
| Our Demand | | <u><u>1,000,000.00</u></u> |

DISCLAIMER

The views expressed in this Project Report are advisory in nature. UPMSME assume no financial liability to anyone using the content for any purpose. All the materials and content contained in Project report is for educational purpose and reflect the views of the industry which are drawn from various research material sources from internet, experts, suppliers and various other sources. The actual cost of the project or industry will have to be taken on case to case basis considering specific requirement of the project, capacity and type of plant and other specific factors/cost directly related to the implementation of project. It is intended for general guidance only and must not be considered a substitute for a competent legal advice provided by a licensed industry professional. UPMSME hereby disclaims any and all liability to any party for any direct, indirect, implied, punitive, special, incidental or other consequential damages arising directly or indirectly from any use of the Project Report Content, which is provided as is, and without warranties.